

# EARLY COLLEGE

## Application Help Guide



# Early College Application Help Guide

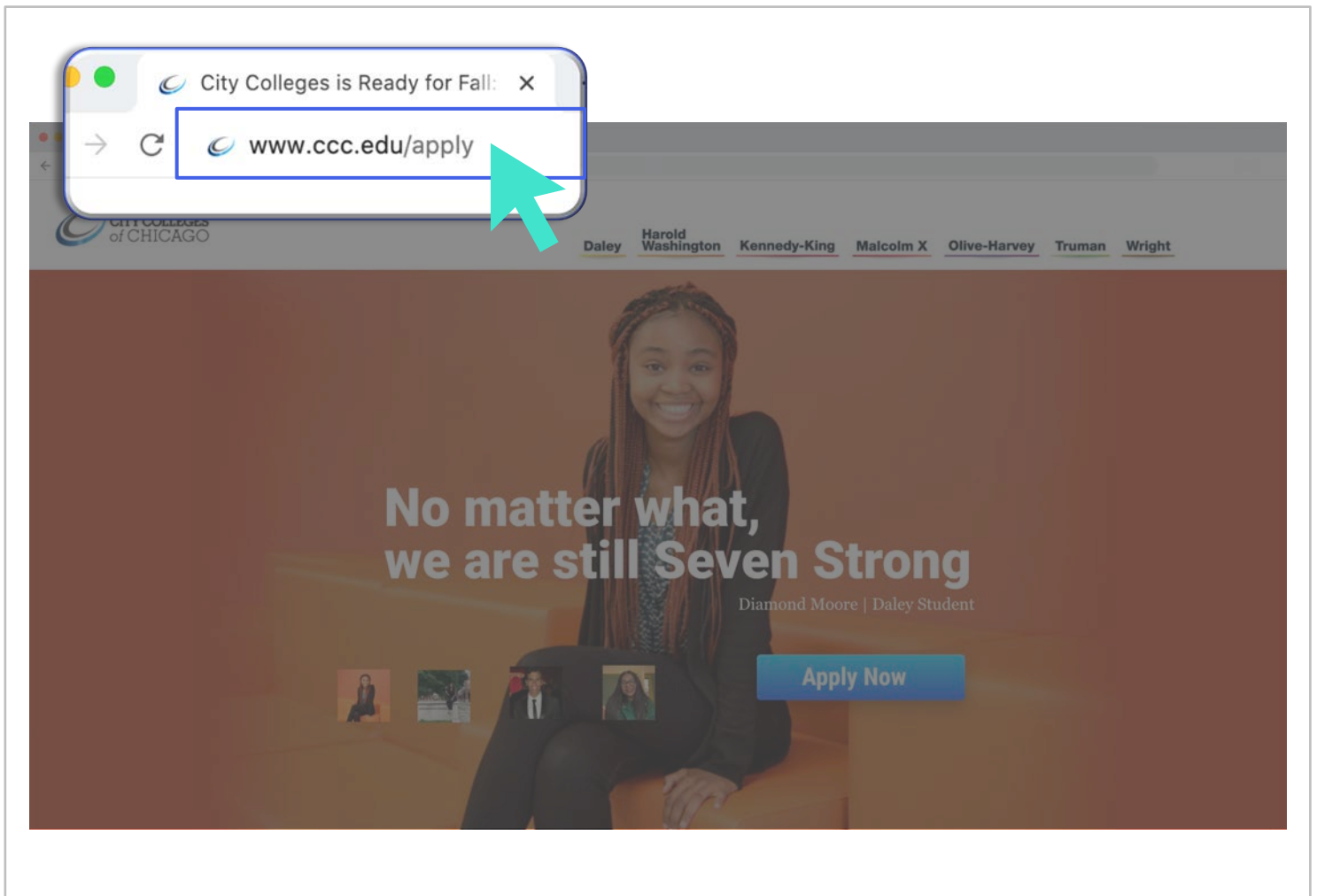
Congratulations! Your interest in the Early College program at City Colleges of Chicago shows a dedication to your education and your future that you should be proud of. Here, we'll walk through the application process so that you don't miss a step.

In order to participate in our Early College program, you must first apply as a student to City Colleges of Chicago.



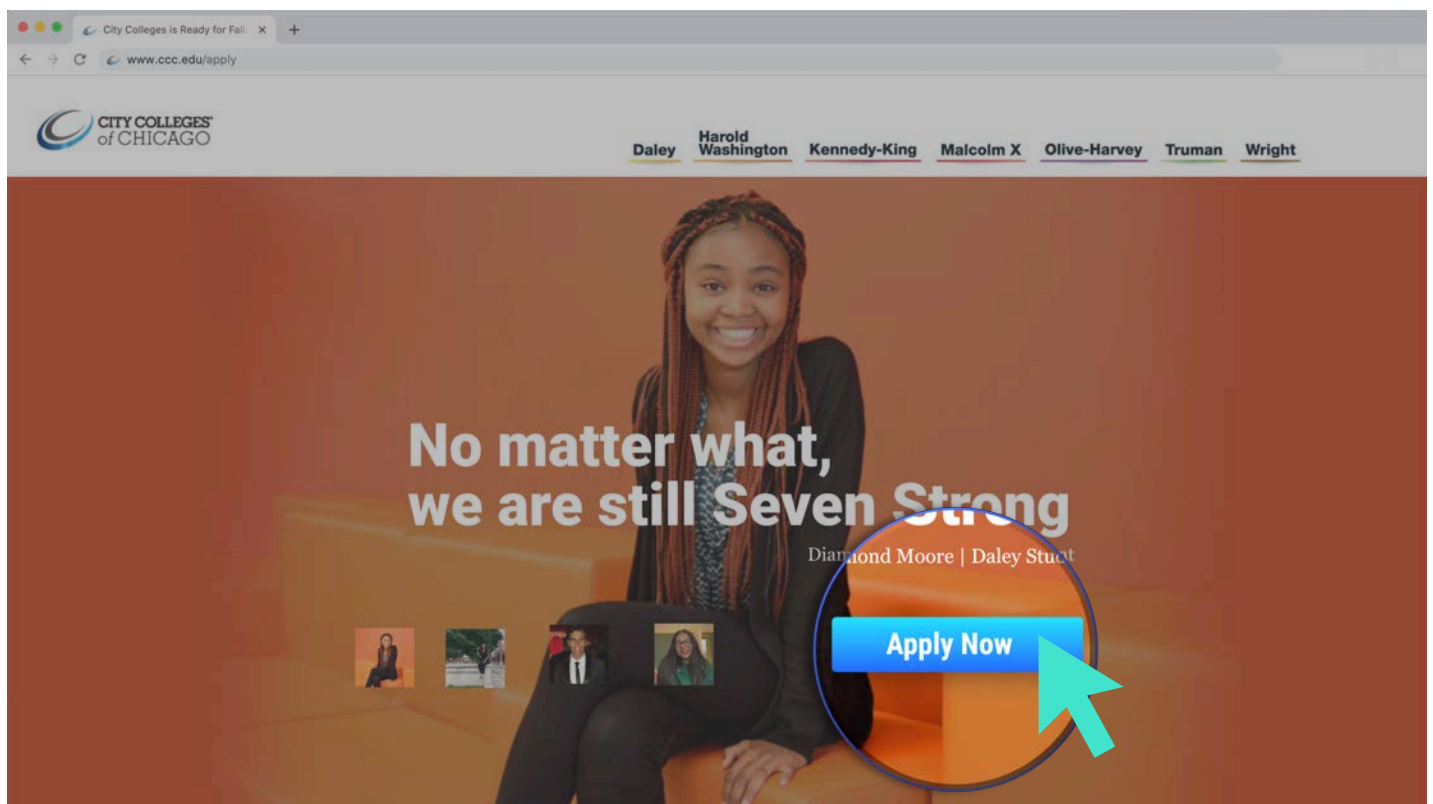
1

Head to [www.ccc.edu/apply](http://www.ccc.edu/apply) to get started.



2

Click on the button that says, **“Apply Now.”**



3

Type your personal email address. Clicking **“Send New Code”** will send a confirmation code to your email inbox that is required to complete the application.

Questions? Call (773) COLLEGE

**CITY COLLEGES**  
of CHICAGO  
Education that Works

### Admissions Application

Please enter your email address you plan to use with the application process. We will be sending a code to this email to authenticate. Make sure you have access to this email to retrieve the code.

Email Address

Confirm Email Address

**Send New Code** **Already have a Code**

If you do not have code please click "Send New Code".  
If you already have a code please click "Already have a Code".

**Cancel**

th the application process. We will be sending a code  
ccess to this email to retrieve the code.

mail.com

mail.com

**Message**

By clicking "Yes" you are giving City Colleges of Chicago permission to send a confirmation code to your email inbox. (0,0)

**Yes** **No**

Already have  
please click "Send N  
ide please click "Already have a Code".

## 4

Use the confirmation code sent to your personal email to continue the application process.

Questions? Call (773) COLLEGE

**CITY COLLEGES of CHICAGO**  
Education that Works

### Admissions Application

Please enter your email address you plan to use with the application process. We will be sending a code to this email to authenticate. Make sure you have access to this email to retrieve the code.

Email Address: kishanicolec21@gmail.com

Confirmation Code:

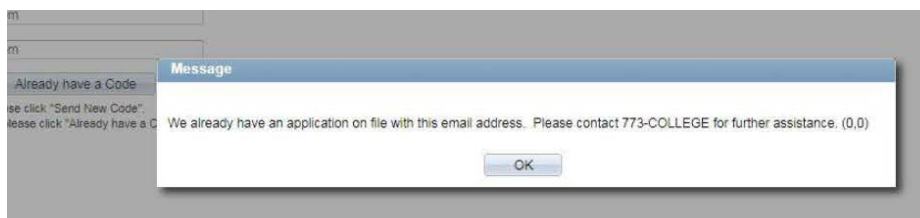
[Confirm Code](#)

We have sent an confirmation code to your email. Please enter the code in the above box to proceed further with your application process.

Please wait at least 5-10 minutes to receive the email. If you still haven't received the code and wish to resend please click the resend link below.

[Resend Code](#)

If your email is already on file, you will need to contact us at 773-COLLEGE for further assistance.



## 5

After entering the confirmation code, you will be directed to the City Colleges application. Please fill out all required fields, indicated by an asterisk (\*).

**IMPORTANT:** Under “Plans at City Colleges,” please select “Pursue a limited amount of courses as a visiting student, personal interest or as a dual enrollment/credit student.”

## Admissions Application

\* indicates required

Plans at City Colleges

\*I want to

Pursue a two-year Associates degree or certificate from CCC or earn college credits to transfer to a four-year institution.

Pursue a limited amount of courses as a visiting student, personal interest or as a dual enrollment/credit student. This option is not eligible for Financial Aid

\*I plan to start classes in:

\*I plan to attend:

\*Which type of student are you?

Dual Enrollment/Dual Credit (Currently attending high school)

Taking courses to transfer

Seeking personal enrichment

Name

\*First Name:  Middle Name:

\*Last Name:

Other Last Name(s):  If you have changed your name, please list your previous last name here.

Name Suffix:

Address

If you are in a temporary living situation, please select an option below that best describes your housing

The permanent address provided here will be used to establish residency for financial aid and tuition charges.

\*Country:  [Clear Address](#)

\*Address Line 1: